

FLEXURAL TESTING MACHINE 150 kN CAPACITY

To perform flexural tests on concrete beam specimens max. dimensions 150x150x600 (750) mm

STANDARDS: EN 12390-5 / ASTM C78, C293 / AASHTO T97 / BS 1881:118 / NF P18-407 / UNE 83305 / UNI 6133 / DIN 51227

TECHNICAL SPECIFICATIONS:

- Max. vertical daylight between upper/lower rollers: 160 mm
- Rollers dimensions: dia. 40x160 mm
- Complete with 4 adjustable and articulated rollers for two point loading
- Distance between lower rollers adjustable from 100 to 455 mm
- Distance between upper rollers adjustable from 40 to 155 mm
- Possibility to easily place in the centre one upper roller for centre point loading
- Rollers are hardened, casehardened and rectified
- Graduated scales are foreseen to get easy roller's adjustment
- Gauge diameter 250 mm and div. 0.5 kN
- Max. ram travel 50 mm approx.
- Calibration accuracy: grade 1.0
- Hydraulic device to stop the piston's stroke at its max excursion, to avoid pumping the piston out of the cylinder
- Power supply (motorized models): 230 V 1 ph 50 Hz 750 W
- Dimensions: 540x460x960 mm
- Weight: 180÷240 kg.

section C



226



C090-03N + C104-04 + C127N



C090-02N + C127N



C090-02D + C127N



C090-01 + C111-16

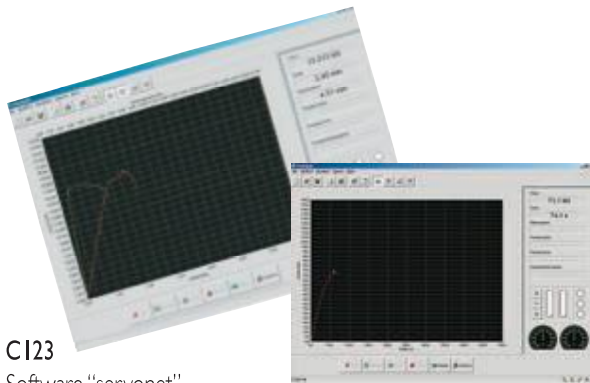
FLEXURAL 150 kN capacity

Model	Hand Operated	Motorized	LOAD MEASURING SYSTEM				
			Gauge	Cyber-Plus Evolution mod. C109N (pag. 158)	Servo-Plus Evolution mod. C104N (pag. 158)	Digitec mod. C108N (pag. 155)	Autotec mod. C098N (pag. 155)
C090	•		•				
C090-01		•	•				
C090-02 N		•		•			
C090-03 N		•			•		
C090-02 D		•				•	
C090-03 A		•					•

MATEST

ACCESSORIES FOR 150 kN FLEXURAL MACHINES:

- CI11-I6** DISTANCE PIECE, 50 mm high to test beams
100x100x400/500 mm
- CI27N** GRAPHIC PRINTER on thermo-paper on board for
digital models
- CI27-II** THERMO-PAPER roll for printer (pack of 10 rolls)
- CI09-IINSOFTWARE** for flexure tests with Cyber-Plus Evolu-
tion machine (see pag. 14)
- CI09-II** SOFTWARE for flexure tests with Digitec machine
(see pag. 14)
- CI23** SOFTWARE "servonet" for remote control through PC
of Autotec machine (see pag. 14)
- CI23N** SOFTWARE "servonet" for remote control through PC of
Servo-Plus Evolution machine (see pag. 14)



CI23
Software "servonet"

CI09-II Software Flexure

CI15-01

TWO WAY HYDRAULIC VALVE, con-
nected to the motorized pumping unit of
the machine to activate a second frame.
Technical details: see pag. 245



CI15-01

CI04-04

CONSOLE HOUSING THE
SERVO-PLUS EVOLUTION, the pump
assembly are encased to enhance the design of the machine.

C097-01

DUAL LOW CAPACITY DIGITAL RANGE, complete with "appro-
priate pressure transducer", only for digital machines.
Range selectable from 10kN
to 100kN
Technical details: see pag. 240



C097-01

C097-05

CLASS 1, starting from 1% of the full range. With a special calibra-
tion procedure it is possible to grant Class 1 practically on the full
range of the compression machine.
Applicable only on digital machines.




CI00

CI00

SPLITTING TENSILE test device for
cylinders, EN 12390-6 / ASTM C496
Technical details and other models: see pag. 241

C093-II

DEVICE for flexural tests on clay blocks.
STANDARD: UNI 9730-3
Technical details: see pag. 249



C093-II

CI09-I6N

SOFTWARE for flexural tests
on clay blocks (see pag. 14)

CI03

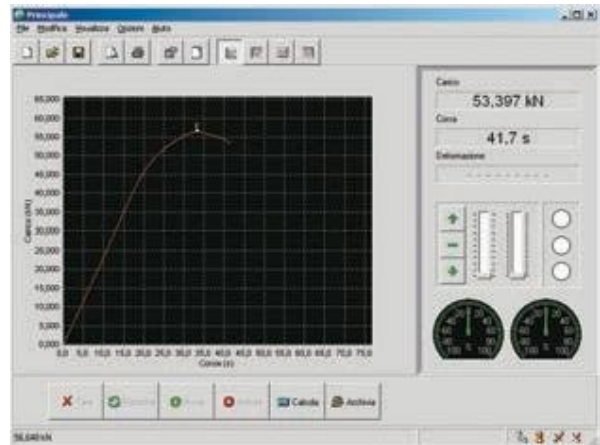
SPLITTING TENSILE test device
for self blocking pavers and
cubes, EN 1338, 12390-6
Technical details: see pag. 241



CI03

CI09-I2 SOFTWARE for splitting tensile tests with Digitec
machines. Technical details: see pag. 14

CI09-I2N SOFTWARE for splitting tensile tests with Cyber-Plus
Evolution machine. Technical details: see pag. 14



CI09-I2 Graphic of splitting tensile test execution

E170

COMPRESSION DEVICE to test cement
specimens 40,1 x 40 mm.
EN 196 / ASTM C349
Technical details and other models:
see pag. 242



E170

E172-01

FLEXURE DEVICE for cement prisms 40,1x40x160 mm.
EN 196 / EN ISO 679 (it can be used only with the dual low
capacity digital range 0-15kN).
Technical details and other models: see pag. 352



E172-01

CI26

BENCH to hold the compression
machine. Technical details: see pag. 244



CI26

